







## System 106 door station module with start-up button



Specification	Order No.	Packing unit	£/piece without VAT	PS	EAN
 stainless steel / start-up button	5569 920	1	358.44	20	4010337022459
 aluminium / start-up button	5569 926	1	326.52	20	4010337022442
 traffic white (lacquered) / start-up button	5569 902	1	309.66	20	4010337022435
 stainless steel V4A / start-up button	5569 914	1	435.25	20	4010337091943
 bronze / Start-up button	5569 921	1	435.25	20	4010337100843
 black matt / start-up button	5569 925	1	435.25	20	4010337100683

The Gira System 106 is an installation system made of metal in a puristic and elegant frameless design, based on basic measurements of 106.5 × 106.5 mm. With the modular door intercom in Gira System 106, hospitality begins even before you reach the front door. All the functions are presented in a harmonious overall appearance, from the call button module, intercom module, and camera module, up to the info and blank module. In the dark, backlit call buttons with inscription space ensure good legibility and an attractive appearance.

### Individually adaptable modular system

The System 106 can be used in family homes or apartment buildings, as well as in office buildings, industrial properties, and hotels. The modular design enables the system's size, design, and functionality to be individually adapted to the respective requirements. Expansions and changes are possible at any time by easily exchanging the modules.

With this system, it is also possible to exchange the fronts only. This means that the appearance of the system can be changed from e.g. traffic white to a stainless steel surface at a later stage, without having to exchange the electronic units.

### High-quality materials

The modules are frameless with design fronts made of genuine materials, available in two brushed stainless steel versions (V2A and V4A), anodised aluminium C-0, and a metal alloy lacquered in traffic white (RAL 9016): all robust materials which ensure durability. The camera and DIN 18040 display module feature a black glass cover.

#### Easy and phased installation

The system can be installed in phases, in parallel to the progress of building work. In this way, it is possible to initially install only the lower part of a surface-mounted housing during construction of the shell; cables and modules can then be added when they are needed.

#### Individual inscription options

Call button modules and info modules can be labelled individually via the Gira inscription service.

---

### Features

- Compact intercom module with integrated call button for communication between indoors and outdoors.
- A high-quality microphone and weather-resistant loudspeaker ensure clear communication.
- Power supply via 2-wire bus. Additional connector for AS (e.g. required for three or more camera modules).
- All other Systems 106 modules (except intercom module) are supplied with power via the door station module.

---

### Technical data

#### Power supply

- System: Flat ribbon cable, 10-pole
- 2-wire bus: via control device or via AS (DC 24 V 300 mA)

#### Power consumption

- Maximum: 1 W
- Stand-by mode: 240 mW

#### Connections

- 2-wire bus: 1 x plug terminal
- AS: 1 x plug terminal
- System: 2 x connector strip
- Video (analogue): 1 x connector strip

Ambient temperature: -25 °C to +70 °C

Protection class: IP54

---

### Notes

- Professional inscription by the Gira inscription service [www.beschriftung.gira.de](http://www.beschriftung.gira.de).

---

### Dimensions in mm

B 106,5      H 106,5      T 28,7