









**System 3000 motion detector top unit 1.10 m Standard with DT
System 55**



Specification	Order No.	Packing unit	£/piece without VAT	PS	EAN
 cream white glossy	5379 01	1/5	68.49	02	4010337124801
 pure white glossy	5379 03	1/5	68.49	02	4010337124818
 pure white matt	5379 27	1/5	68.49	02	4010337124832
 anthracite	5379 28	1/5	71.09	02	4010337124849
 colour aluminium	5379 26	1/5	75.20	02	4010337124825
 grey matt	5379 015	1/5	75.20	02	4010337124863
 black matt	5379 005	1/5	75.20	02	4010337124856
 stainless steel	5379 600	1/5	82.64	02	4010337124962

Features

- Automatic switching of lighting, depending on the movement of heat and ambient brightness.
- Operation with System 3000 switching or dimming insert or 3-wire auxiliary insert.
- Expansion of the detection range in combination with the 3-wire auxiliary insert.
- Adjustable delay time
- Adjustable brightness threshold.
- Sensitivity fixed at 75%.
- If a System 3000 auxiliary insert with operating top unit or mechanical button is connected to the main unit, the lighting can be switched on or dimmed for the duration of the delay time.

With System 3000 dimming insert

- Switch on with the last brightness set, or a saved switch-on brightness.
- The switch-on brightness can only be saved permanently via the System 3000 auxiliary insert with operating top unit.

Technical data

Angle of detection:	180°
Delay time	
- adjustable:	10 s to 30 min
Brightness value	
- adjustable:	approx. 5 to 500 lx
- fixed:	Day mode
Sensitivity	
- permanently set to:	75%
Protection class	
- System 55, Gira F100:	IP20
- TX_44:	IP44
Mounting height up to 1.10 m	
- Range of detection forwards:	Max. 32 m
- Range to each side:	Max. 19 m
Ambient temperature:	-20 °C to +45 °C

Notes

- The detection field has a horizontal alignment and may not find a limit when used outdoors. For this reason, ensure that the installation location is suitable for outdoor use or use the 2.20 m motion detector top unit.

Scope of supply

- Clip-on panel to limit the detection range is included with delivery.
-