









**System 3000 motion detector top unit 1.10 m Standard with DT
System 55**



| Specification | Order No. | Packing unit | £/piece without VAT | PS | EAN |
|---|-----------|--------------|------------------------|----|---------------|
|  cream white glossy | 5379 01 | 1/5 | 68.49 | 02 | 4010337124801 |
|  pure white glossy | 5379 03 | 1/5 | 68.49 | 02 | 4010337124818 |
|  pure white matt | 5379 27 | 1/5 | 68.49 | 02 | 4010337124832 |
|  anthracite | 5379 28 | 1/5 | 71.09 | 02 | 4010337124849 |
|  colour aluminium | 5379 26 | 1/5 | 75.20 | 02 | 4010337124825 |
|  grey matt | 5379 015 | 1/5 | 75.20 | 02 | 4010337124863 |
|  black matt | 5379 005 | 1/5 | 75.20 | 02 | 4010337124856 |
|  stainless steel | 5379 600 | 1/5 | 82.64 | 02 | 4010337124962 |

Features

- Automatic switching of lighting, depending on the movement of heat and ambient brightness.
- Operation with System 3000 switching or dimming insert or 3-wire auxiliary insert.
- Expansion of the detection range in combination with the 3-wire auxiliary insert.
- Adjustable delay time
- Adjustable brightness threshold.
- Sensitivity fixed at 75%.
- If a System 3000 auxiliary insert with operating top unit or mechanical button is connected to the main unit, the lighting can be switched on or dimmed for the duration of the delay time.

With System 3000 dimming insert

- Switch on with the last brightness set, or a saved switch-on brightness.
- The switch-on brightness can only be saved permanently via the System 3000 auxiliary insert with operating top unit.

Technical data

| | |
|--------------------------------|---------------------|
| Angle of detection: | 180° |
| Delay time | |
| - adjustable: | 10 s to 30 min |
| Brightness value | |
| - adjustable: | approx. 5 to 500 lx |
| - fixed: | Day mode |
| Sensitivity | |
| - permanently set to: | 75% |
| Protection class | |
| - System 55, Gira F100: | IP20 |
| - TX_44: | IP44 |
| Mounting height up to 1.10 m | |
| - Range of detection forwards: | Max. 32 m |
| - Range to each side: | Max. 19 m |
| Ambient temperature: | -20 °C to +45 °C |

Notes

- The detection field has a horizontal alignment and may not find a limit when used outdoors. For this reason, ensure that the installation location is suitable for outdoor use or use the 2.20 m motion detector top unit.

Scope of supply

- Clip-on panel to limit the detection range is included with delivery.