




## System 3000 motion detector top unit 1.10 m Komfort BT



Specification	Order No.	Packing unit	PS	EAN
 pure white	5374 66	1	02	4010337049586
 anthracite	5374 67	1	02	4010337049616
 colour aluminium	5374 65	1	02	4010337049579

### Features

- Automatic switching of lighting, depending on the movement of heat and ambient brightness.
- Operation with System 3000 switching or dimming insert or 3-wire auxiliary insert.
- Expansion of the detection range in combination with the 3-wire auxiliary insert.
- If a System 3000 auxiliary insert with operating top unit or mechanical button is connected to the main unit, the lighting can be switched on or dimmed for the duration of the delay time.
- Device facilitates manual switchover between automatic, always-on and always-off.

#### With System 3000 switching insert

- Short-term operation

#### With System 3000 dimming insert

- Switch on with the last brightness set, or a saved switch-on brightness.
- The switch-on brightness can only be saved permanently via the System 3000 auxiliary insert with operating top unit.
- Basic light function.
- Night light function.

#### Functions with the Gira System 3000 app

- Set the brightness threshold.
- Individually adjustable sensitivity of the two sensors (0, 25, 50, 75, 100 %).
- Set the delay time.

- Override functions: Automatic mode, permanently on/off, time-limited on/off for 0.5 to 5 hours.
  - Presence simulation.
  - Switch-off pre-warning.
  - Day mode.
  - Walking test.
  - Time-switch function.
  - Alarm function.
- 

## Technical data

Angle of detection:	180°
Brightness value	
- adjustable:	approx. 5 to 500 lx
- fixed:	Day mode
Sensitivity:	0, 25, 50, 75, 100%
Protection class	
- System 55, Gira F100:	IP20
- TX_44:	IP44
Delay time:	10 s bis 60 min
Mounting height up to 1.10 m	
- Range of detection forwards:	Max. 32 m
- Range to each side:	Max. 19 m
Transmission power:	max. 2.5 mW, class 2
Transmission range:	typically 10 m
Ambient temperature:	-20 °C to +45 °C

---

## Notes

- The detection field has a horizontal alignment and may not find a limit when used outdoors. For this reason, ensure that the installation location is suitable for outdoor use or use the 2.20 m motion detector top unit.
- 

## Scope of supply

- Clip-on screen to limit the detection range is included in the scope of delivery.
-