








## RF wall transmitter, 2-gang, for KNX



Specification	Order No.	Packing unit	£/piece without VAT	PS	EAN
 cream white glossy	5178 01	1	119.62	06	4010337123026
 pure white glossy	5178 03	1	119.62	06	4010337123033
 pure white matt	5178 27	1	119.62	06	4010337123040
 anthracite	5178 28	1	121.50	06	4010337123064
 colour aluminium	5178 26	1	123.37	06	4010337123057
 black matt	5178 005	1	123.37	06	4010337123088
 grey matt	5178 015	1	123.37	06	4010337123071

### Features

- The wall transmitter can be mounted on walls with screws or adhered to smooth or transparent surfaces with a mounting plate.
- Project planning, commissioning and parameter setting are performed using ETS (version 5 or later).

- Integrated USB Micro-B interface for local programming and can be used as a KNX RF interface.
- Battery-operated device.
- Device supports KNX Secure.

#### "Switching" function

- Command for pressing and releasing can be parameterised (ON, OFF, CHANGE, no reaction).
- Command with short or long keystroke.

#### "Dimming" function

- Command when the button is pressed can be set in the parameters (brighter-ON, darker-OFF, brighter/darker-CHANGE).

#### "Blind" function

- Command when the button is pressed can be set in the parameters (UP, DOWN, CHANGE).

#### "Value transmitter" function

- 1-byte, 2-byte, 3-byte, 14-byte ASCII.

#### "Colour" function

- RGB/RGBW colour control, toggling of 8 colour values.

#### "Scene auxiliary unit" function

- Scene retrieval and saving possible, toggling of 8 scenes.

#### "Individual" function

- Various function combinations when the button is pressed or released.
- With scene auxiliary unit: Memory function possible.

---

## Technical data

KNX medium:	RF1.R
Start-up mode:	S mode
Rated voltage:	DC 3 V
Batteries:	1 x CR 2032
Ambient temperature:	-5 °C to +45 °C
Wireless frequency:	868.3 MHz
Transmission power:	max. 20 mW
Range (free field):	approx. 100 m

---

## Notes

- Mounting on device box or on smooth, level surfaces using screws or adhesives.
- A loss of range can occur when using metallic cover frames.
- Batteries are consumables and must be replaced regularly. Please observe the regulations on the disposal of used batteries.

## Scope of supply

- Batteries are included with delivery.
  - Wireless wall transmitter, comes with mounting plate, adhesive film (privacy protection for glass surfaces), and adhesive points for mounting on smooth, level surfaces.
-