








## RF operating top unit, 1-gang heating mode for KNX



| Specification   | Order No. | Packing unit | £/piece<br>without VAT | PS | EAN           |
|---|-----------|--------------|------------------------|----|---------------|
|  cream white glossy | 5106 01   | 1/5          | 83.48                  | 06 | 4010337091257 |
|  pure white glossy | 5106 03   | 1/5          | 83.48                  | 06 | 4010337091264 |
|  pure white matt   | 5106 27   | 1/5          | 83.48                  | 06 | 4010337091288 |
|  anthracite        | 5106 28   | 1/5          | 86.02                  | 06 | 4010337091295 |
|  colour aluminium  | 5106 26   | 1/5          | 89.07                  | 06 | 4010337091301 |
|  black matt        | 5106 005  | 1/5          | 89.07                  | 06 | 4010337091318 |
|  grey matt         | 5106 015  | 1/5          | 89.07                  | 06 | 4010337091332 |

### Features

- RF operating top unit for KNX for controlling System 3000 inserts as well as remote KNX devices using KNX RF.
- Rocker function or button function can be set for each operating surface.

- Control of up to four functions possible using the button function of the RF operating top unit for KNX.
- KNX RF actuator in combination with System 3000 inserts.
- Operation on switching, dimming, blind or room temperature controller insert, as well as the System 3000 three-wire auxiliary insert.
- Integrated temperature sensor.
- Integrated repeater mode.

## Room temperature measurement

- The RF operating top unit has an internal temperature sensor, which makes it possible to measure and forward the local room temperature.
- Temperature measurements are only possible in combination with the following inserts: Order no. 5403 00, order no. 5405 00, order no. 5406 00, order no. 5414 00, order no. 5415 00, order no. 5395 00, order no. 5409 00.
- For order no. 540500, care must be taken to ensure that the connected loads do not exceed 40 W.

## Operating functions depend on which flush-mounted insert is used

- The RF operating top unit can be operated with the System 3000 three-wire auxiliary unit as a KNX RF operating device powered by 230 V.
- The button or rocker function operating concept can be parametrised.
- Switching, dimming and colour temperature, colour control and brightness, blinds, value transmitter, scene auxiliary unit, two-channel operation and controller auxiliary unit.
- Switching: The command when pressing and / or releasing is adjustable (No reaction, Switch on, Switch off, Switch over).
- Dimming and colour temperature: Brightness and/or colour temperature, the command when pressing, the time between switching and dimming, the dimming in different steps, the telegram repetition if pressed for a long time and the sending of a stop telegram at the end of pressing can be set.
- Colour control and brightness: Colour cycle or brightness adjustment, the command when pressing, the time between switching and dimming, the start value, the increment and the time between two telegrams can be set.
- Blinds: The command when pressed and the operating concept are adjustable. The operating concept can be adapted in the times for short and long actuation and slat adjustment.
- Value transmitter: The mode of operation (1 byte, 2 byte, 3 byte or 6 byte value transmitter) and the value are adjustable.
- Scene auxiliary unit: The mode of operation (with or without memory function) and the scene number are adjustable.
- 2-channel operation: Up to two telegrams can be sent to the KNX by pressing a button. The operating concept can be set and the time for short and long actuation can be adjusted. The mode of operation of the channels can be set separately.
- Controller auxiliary unit: The mode of operation (operating mode switch-over, forced operating mode switch-over, presence function and setpoint offset) can be set.
- Function for disabling individual buttons and rockers.

## Controller auxiliary unit properties

- The controller auxiliary unit can be parametrised as the function of a rocker or button. Control of a room temperature controller (operating modes, presence function and setpoint offset).
- Evaluation of the controller status via status LED.
- Temperature measurement can be activated. Measurement of the room temperature with an internal sensor or optionally by creating a measured value of the internally measured temperature with an external temperature.

## Functions of the status LEDs

- The function selection is made for each status LED. The following functions can be parametrised: always OFF, always ON, actuation display, telegram acknowledgement, status display, control with separate LED object, operating mode display, controller status display, presence status display and setpoint offset display.
- Colour can be parametrised. The colour selection is performed either for all status LEDs or separately for each status LED of the device. The status LEDs can light up optionally in red, green or blue.
- The status LEDs have six adjustable brightness levels. With night-time reduction, the brightness of the status LEDs can be reduced in the night hours via a communication object.

## Switching actuator functions

- The RF operating top unit can be operated with System 3000 switching inserts.
- Switching actuator channel 1-gang/2-gang.
- Temperature detection possible with order no. 5403 00 and order no. 5405 00.
- Insert function selection for switching: NO/NC operation, staircase function, scene function (16 scenes), blocking function, time delays. Auxiliary input can be used as an additional operating point for the System 3000 insert or for wireless control of other KNX devices as a sensor.

## Dimming actuator and DALI actuator functions

- The RF operating top unit can be operated with System 3000 dimming inserts.
- Temperature detection with order no. 5406 00.
- Selection of functions for the insert for dimming: Dimming behaviour and dimming characteristics can be set, soft-on and soft-off function, fading function, staircase light function with switch-off pre-warning, scene function (16 scenes), disable function, time delays. Auxiliary input can be used as an additional operating point for the System 3000 insert or for wireless control of other KNX devices as a sensor.

## Jaloezieactorfunctions

- The RF operating top unit can be operated with System 3000 blind inserts.
- Blind actuator channel 1-gang.
- Temperature detection possible.
- Selection of functions for the insert for the blind controller: Type of hanging can be selected, safety function (wind, rain and frost alarm), sun protection function, fabric stretching function for awnings, end position correction for ventilation function, automatic travel time detection using the KNX bus, scene function (16 scenes), disable function.

## Heating actuator functions

- The RF operating top unit can be operated with System 3000 room temperature controller inserts.
- Heating actuator channel 1-gang with order no. 5403 00, order no. 5405 00, order no. 5395 00.
- Insert function selection for room temperature controller: Control of 230 V servos, heating mode, cooling mode, heating and cooling mode, switchover to heating or cooling mode via communication object or auxiliary input. PWM and 2-point controller, absolute and relative setpoint setting, heating requirement control incl. cascading, valve protection function, cyclical monitoring of the floor temperature, service mode for valve output, frost protection function (automatic or via communication object), temperature sensor calibration, boost function, summer and winter compensation, scene function (16 scenes). Auxiliary input is used to switch between heating and cooling mode. Alternatively, the auxiliary input can be used as an additional operating point for the System 3000 insert or for wireless control of other KNX devices as a sensor.

---

## Technical data

|                      |                    |
|----------------------|--------------------|
| KNX medium:          | RF1.R              |
| Wireless frequency:  | 868.0 to 868.6 MHz |
| Transmission power:  | max. 20 mW         |
| Transmission range:  | approx. 100 m      |
| Ambient temperature: | -5 °C to +45 °C    |

---

## Notes

- KNX Data Secure compatible.
- 
- Firmware can be updated using the Gira ETS Service App (additional software).
- 
- For use when using Gira TX\_44, adapter frame IP20 and the cover from System 55.
- The rockers are optionally interchangeable with alternative versions.