









**SCHUKO socket outlet 16 A 250 V~ with LED orientation light and increased contact protection (Safety Plus)
System 55**



| Specification | Order No. | Packing unit | £/piece without VAT | PS | EAN |
|---|-----------|--------------|------------------------|----|---------------|
|  cream white glossy | 4170 01 | 1/5 | 58.83 | 02 | 4010337094708 |
|  pure white glossy | 4170 03 | 1/5 | 58.83 | 02 | 4010337094722 |
|  pure white matt | 4170 27 | 1/5 | 58.83 | 02 | 4010337094746 |
|  anthracite | 4170 28 | 1/5 | 60.82 | 02 | 4010337094753 |
|  colour aluminium | 4170 26 | 1/5 | 63.84 | 02 | 4010337094739 |
|  black matt | 4170 005 | 1/5 | 63.84 | 02 | 4010337094692 |
|  grey matt | 4170 015 | 1/5 | 63.84 | 02 | 4010337094715 |
|  stainless steel (lacquered) | 4170 600 | 1/5 | 76.15 | 02 | 4010337094760 |

Features

- SCHUKO socket outlet with inserted light strip.
- The white LEDs project a light corridor downwards. This produces indirect orientation light that also avoids bothersome glare in bedrooms.
- The integrated twilight sensor waits until twilight to automatically switch on the LED light and switches it off again when sufficient daylight is detected.
- The LED light is completely integrated in the cover plate, eliminating the need for separate connection.
- The support ring is earthed in connection with the mounting claws and claw screws.
- Quick mounting (approx. 3.5 turns per mounting claw).
- Expanding claws in the housing.
- Easier claw mounting thanks to robust PZ1 / slotted / PH screw head drive.
- Simplified installation thanks to patented arrangement of the large keyhole profiles using box screws.
- Low installation depth.
- Large, ergonomically shaped release levers.
- Sturdy earth bar with solid earthing fingers.
- Sturdy and corrosion-resistant steel support ring.
- Shatter-proof thermoplastic base.

Technical data

Power consumption

- Operation: 0.25 W / 0.35 VA / 1.5 mA
- Standby: 0.175 W / 0.25 VA / 1.0 mA

Light intensity: 0.2 cd

Installation depth: 31 mm

Ambient temperature: 0 °C to +40 °C

Connection cross section

- for conductors from: 1.5 mm² to 2.5 mm²

Notes

- Increased contact protection (Safety Plus) in accordance with IEC 60884-1.