








Gira Keyless In Keypad System 55



Specification	Order No.	Packing unit	£/piece without VAT	PS	EAN
 cream white glossy	2605 01	1	280.46	10	4010337051343
 pure white glossy	2605 03	1	280.46	10	4010337051350
 pure white matt	2605 27	1	280.46	10	4010337051374
 anthracite	2605 28	1	284.99	10	4010337051381
 colour aluminium	2605 26	1	290.79	10	4010337051367
 black matt	2605 005	1	290.79	10	4010337037125
 grey matt	2605 015	1	290.79	10	4010337084662

Features

- Keypad as an access control system with a capacitive and therefore wear-free button field.

- No recognisable wear on frequently used number combinations.
- Stand-alone device or in combination with the Gira door communication system as a door call system for buildings with several residential units.
- Special button "C": Deleting an incorrect entry.
- Special button "Key": Direct door opening when the correct code has been entered.
- Special button "Bell": Specific selection of home stations in large facilities.
- Special button "F": Switching functions with switching actuators from the Gira door communication system.
- Homogeneous blue LED lighting of the numbers and special characters at night.
- Master PIN number provided on included sealed safety card if Administrator PIN number is lost.
- The keypad can manage up to 255 codes.
- Up to 32-digit codes are possible.
- Audible feedback when buttons are touched.
- 3-colour LED status display when programming and during operation.
- Warning tone in case of unauthorised removal of the keypad top unit for tamper detection. Tampering circuit with switching actuator in the Gira door communication system.
- The two integrated 2-way momentary contact relays can be assigned two different codes, e.g. code 1: open door, code 2: switching outside light.

Inputs and outputs

- Connector strip connection cable for Gira door communication system.

Technical data

Power supply

- Additional power supply: DC 24 V \pm 5%
- from door communication system: DC 26 V \pm 2 V

Relay

- Quantity: 2
- Contact: 1 zero-voltage 2-way momentary contact
- Load capacity: AC/DC 24 V / 1.6 A

Connections

- Connection cable for door communication: 1 x connector strip
- Relay: 3 screw terminals each
- Additional power supply: 2 x screw terminal

Resistance to EMD: up to 16 kV

Installation depth: 35 mm

Ambient temperature: -20 °C to +70 °C

Notes

- Keyless In devices can be connected to the Gira HomeServer using the DCS-IP gateway. This enables intelligent links. In this way, e.g. temporary or one-time access authorisation can be easily granted. All data including access authorisations can be managed centrally and flexibly using the Gira HomeServer.
- Integration into Profile 55 possible.