







## Sensotec LED with remote control



Specification	Order No.	Packing unit	£/piece without VAT	PS	EAN
 cream white glossy	2368 01	1	232.80	02	4010337014423
 pure white glossy	2368 03	1	232.80	02	4010337014430
 pure white matt	2368 27	1	232.80	02	4010337014454
 anthracite	2368 28	1	236.73	02	4010337014461
 colour aluminium	2368 26	1	239.35	02	4010337014447
 black matt	2368 005	1	239.35	02	4010337037712

Detection utilises the Doppler effect, similarly to traffic speed measurement. Motion can also be detected through non-shielding materials. Sanitary facilities, for example, could be covered with a single Sensotec in this way.

## Features

- Contactless switching prevents soiling. This prevents contamination with viruses and bacteria from users.

- Detection in the close-up and long range depends on the reflecting surface, speed, and type of the object (person, animal, object, etc.).
- Metal frames affect the range of detection.
- Extension of the detection range through auxiliary units.
- Auxiliary unit operation with rocker button.
- Requires an IR remote control to commission and set various functions.
- Individual brightness value and delay time is possible (teach function)-
- The sensitivity of the far-field detection is adjustable.
- Mounting in deep device box.
- Fulfils the specifications of the guidelines in VDI/VDE 6008 Sheet 3.
- The Sensotec LED is an active motion detector. It detects motion in the range of detection regardless of the temperature and switches on the LED orientation light based on the ambient brightness.
- Movement at close range switches the room lighting on, for example.
- The switch-on brightness of the LED orientation light can be set.

---

## Technical data

Power supply:	AC 230/240 V~
Mains frequency:	50/60 Hz
Ambient temperature:	0 °C to 50 °C
Mounting height:	1.10 m
Range of detection forwards	
- Close-up range:	approx. 5 cm
- Long range:	approx. 6 m
Range to each side	
- Long range:	approx. 2 m
Brightness:	10 to 1000 lx
Delay time:	1 s to 60 min
Screw terminals connection	
- Single-wire:	1.5 bis 2.5 mm <sup>2</sup>
- fine-wire with core jacket:	1.5 bis 2.5 mm <sup>2</sup>
Connected load	
- Light bulbs:	400 W
- HV halogen lamps:	400 W
- Tronic transformer:	400 W
- LED lights:	100 W
Battery	
- Type:	CR 2025, 3 V
- UN no.:	3091
Installation depth:	33 mm

---

## Notes

- IR remote control is required during start-up and for configuring various functions.
-