









## IP flush-mounted radio



Specification	Order No.	Packing unit	£/piece without VAT	PS	EAN
 cream white glossy	2320 01	1	190.38	03	4010337107699
 pure white glossy	2320 03	1	190.38	03	4010337107705
 pure white matt	2320 27	1	190.38	03	4010337107729
 anthracite	2320 28	1	192.29	03	4010337107736
 colour aluminium	2320 26	1	194.68	03	4010337107712
 black matt	2320 005	1	194.68	03	4010337107743
 grey matt	2320 015	1	194.68	03	4010337107750
 stainless steel	2320 600	1	194.68	03	4010337107767

## Features

- Internet radio for flush-mounted installation.
- The radio can be used to play internet radio stations via WLAN.
- Alternatively, the radio can be used to operate Sonos speakers.
- It is also possible to import music files from a mobile device via Bluetooth®.
- Operation of the radio is using the capacitive buttons of the operating top unit. Operation only requires a light touching of the symbols.
- In its simplest form, connection to the WLAN takes place via the WPS function.
- In addition, the Gira System 3000 App can be used for convenient start-up via a mobile end device. All other radio settings can be configured on the app. Up to 20 favourite stations can be saved and the first three stations can be accessed directly via the radio using the favourites buttons.
- Other functions provided by the app are the selection of "internet radio" or "Sonos operation" and the individual arrangement of the display contents, sound settings, weather forecast and alarm clock function.
- For example, the radio can be switched on via the 230 V auxiliary input with a light switch or motion detector together with the room lighting.
- The radio is compactly mounted in a flush-mounted insert and can therefore be installed in a single device box.
- The speakers can be installed in combination with the radio or offset in a device box. Two speakers can be connected to the radio insert. The radio can operate in mono and stereo mode.
- In sleep mode, the radio switches off automatically 30 minutes after it is switched on. The radio can also be used as an alarm clock.

---

## Technical data

Rated voltage:	AC 230 V, 50 Hz
Speaker impedance:	4 Ω to 16 Ω
Connection terminals	
- Network:	1.5 mm <sup>2</sup> to 2.5 mm <sup>2</sup>
- Speaker:	0.5 mm <sup>2</sup> to 1.5 mm <sup>2</sup>
Installation depth:	32 mm
Audio performance:	1.5 W (8 Ω) 3 W (4 Ω)
Wireless frequency:	2.402 to 2.480 GHz
Transmission power:	max. 2.5 mW
Transmission range:	typ. 10 m
Ambient temperature:	-5 °C to +45 °C

---

## Notes

- Reception interference can result in combination with additional electronic devices under one cover plate.
-