










RDS flush-mounted radio with a loudspeaker
Operating top unit in black glass finish, System 55



| Specification | Order No. | Packing unit | £/piece without VAT | PS | EAN |
|--|-----------|--------------|------------------------|----|---------------|
|  cream white glossy | 2280 01 | 1 | 144.05 | 03 | 4010337067986 |
|  pure white glossy | 2280 03 | 1 | 144.05 | 03 | 4010337068013 |
|  pure white matt | 2280 27 | 1 | 144.05 | 03 | 4010337076056 |
|  anthracite | 2280 28 | 1 | 146.02 | 03 | 4010337068044 |
|  colour aluminium | 2280 26 | 1 | 148.98 | 03 | 4010337068020 |
|  black glass appearance | 2280 05 | 1 | 154.49 | 03 | 4010337889175 |
|  black matt | 2280 005 | 1 | 148.98 | 03 | 4010337038054 |
|  grey matt | 2280 015 | 1 | 148.98 | 03 | 4010337083924 |
|  stainless steel | 2280 600 | 1 | 154.49 | 03 | 4010337021070 |

Features

- FM radio with RDS display for flush-mounted installation.
- The RDS flush-mounted radio consists of a radio insert with operating top unit and speaker insert with cover.
- The radio insert is compactly mounted in a flush-mounted insert and can therefore be installed in a single device box.
- The speaker can be installed in combination with the radio insert or separately in a device box. Two speakers can be connected to the radio insert.
- The radio automatically detects connected loudspeakers and switches between stereo and mono mode.
- With a corresponding RDS signal, the display of the operating top unit shows the station name, the transmission frequency and the time.
- Operation of the radio is using the capacitive buttons of the operating top unit. Operation only requires a light touching of the symbols.
- The RDS flush-mounted radio has two station presets, to each of which a station setting can be saved and called up at the press of a button.
- The auxiliary input can be used to switch on the radio with a light switch, for example, or an automatic control switch together with the room lighting.
- The stereo AUX input on the radio can be used to feed signals from external audio sources, e.g. MP3 players, into the radio. To connect the external audio source, an additional cinch audio insert is required, which is connected to the AUX terminals of the radio insert.
- The docking station insert is connected directly to the stereo AUX input for music playback.
- In sleep mode the radio switches off automatically 30 minutes after switching on.

Technical data

| | |
|---------------------------|---------------------|
| Frequency range: | 87.50 to 107.90 MHz |
| Rated voltage: | AC 230 V |
| Connection: | Screw terminals |
| Installation depth: | 32 mm |
| Connection cross section | |
| - Mains connection: | 2.5 mm ² |
| - Speaker/AUX connection: | 1.5 mm ² |
| Ambient temperature: | -5 °C to +50 °C |

Notes

- Reception interference can result in combination with additional electronic devices under one cover plate.
-