








Surface-mounted home station



Specification	Order No.	Packing unit	PS	EAN
 cream white glossy	1250 01	1	18	4010337010470
 pure white glossy	1250 03	1	18	4010337010487
 pure white matt	1250 27	1	18	4010337010500
 anthracite	1250 28	1	18	4010337010517
 colour aluminium	1250 26	1	18	4010337010494
 black matt	1250 005	1	18	4010337038641
 grey matt	1250 015	1	18	4010337082934
 stainless steel	1250 600	1	18	4010337020950
 bronze	1250 603	1	18	4010337099710

Features

- Fully pre-assembled surface-mounted home station. This facilitates fast and clean installation.
- Design diversity thanks to integration into the switch range, allowing uniform appearance of door communication and electrical installation.
- Installation possible with or without frame.
- Easy mounting using plug-in screw terminals on the mounting plate. Contact to the home station is established when the home station is attached to the mounting plate.
- Simple disassembly of the home station during renovation work.
- Mounting holes for installation.
- Signal transmission and power supply of home station via reverse-polarity-protected and short-circuit-proof 2-wire bus.
- Parallel connection of up to three home stations is possible (with power supply via the 2-wire bus).
- One-man commissioning with simple commissioning procedure.
- Ringing tone differentiation for door call, internal call and floor call.
- Selection of five different ringing tone melodies which can be individually assigned to specific call buttons.
- Hands-free feature (voice-controlled talk-back with echo and background noise suppression).
- Enforcement function in the event of loud background noise during voice connection.
- Eavesdropping prevention.
- Operating buttons with integrated LEDs for status display.

The operating buttons of the surface-mounted home station control the following functions in connection with the switching actuator or the flush-mounted switching actuator:

- Switching of lights and other functions.
- Controlling the door opener.
- Setting the ringing tone melody.
- Switching the ringing tone on and off.
- Accepting calls.
- Activation of the enforcement function.
- Adjustment of ring tone and voice volume.

Technical data

Power supply:	DC 26 V \pm 2 V (by 2-wire bus)
Ambient temperature:	0 °C to +50 °C
Connections	
- 2-wire bus:	2 x screw terminal
- Floor-call button:	2 x screw terminal

Notes

- Installation without frame is possible.
- A 2-gang cover frame without crossbar is required for installation with System 55 or Gira F100.
- A frame is required for installation in a device box
- This component enables door communication systems with up to 70 devices to be set up (e.g. 1 x built-in speaker, 5 x add-on modules for built-in speakers, 68 x surface-mounted home stations).

Dimensions in mm

System 55:	B 55	H 127	T 20
Gira F100:	B 70	H 142	T 20