







System 106 Keyless In fingerprint module



Specification	Order No.	Packing unit	PS	EAN
 stainless steel	5551 920	1	20	4010337072799
 aluminium	5551 926	1	20	4010337072805
 traffic white (laquered)	5551 902	1	20	4010337072812
 stainless steel V4A	5551 914	1	20	4010337112860
 bronze	5551 921	1	20	4010337108252
 black matt	5551 925	1	20	4010337108245

Features

- Fingerprint module as a professional, biometric access control system based on next-generation surface scanning technology.
- Start-up and administration via app.
- Use as a stand-alone device with Gira DCS switching actuators or in combination with the Gira door communication system as a door call system for buildings with several residential units.
- Scanning the deepest layer of skin using high frequency. High detection rate and security against tampering.
- An evaluation of the unique characteristic features of the living human finger.
- Up to 99 fingers can be managed by the fingerprint reader.
- Reliable recognition of fingers with slightly damaged skin from gardening, for example (damage only to the top layer of skin).

- Data protection through the use of encryption.
- Fast response time from application of finger to approval: approx. 1 s for up to 30 stored fingers, approx. 3 s for up to 99 stored fingers.
- Night design of the fingerprint surface for orientation using white LED illumination.
- 360° fingerprint readability.
- 3-colour LED status display for visual signalling when programming and during operation.
- Master PIN number provided on included sealed safety card if Administrator finger is no longer available. The device can be reset at the factory with the accompanying safety card.
- Acknowledgement buzzer for acoustic signalling for user or installer.
- Warning tone in case of unauthorised removal of the fingerprint top unit, i.e. tamper detection. Tampering circuit with switching actuator in the Gira door communication system.

Inputs and outputs

- Connector strip connection cable for Gira door communication system.

Technical data

Power supply

- System: Flat ribbon cable, 10-pole
- 2-wire bus: via control device (DC 26 V \pm 2 V) or via AS (DC 24 V \pm 5 % 300 mA)

Power consumption

- Maximum: 1 W
- Stand-by mode: 700 mW with lighting

Relay

- Load capacity: AC/DC 24 V / 1.6 A

Connections

- 2-wire bus: 2 x plug terminal
- Additional power supply: 2 x plug terminal
- System: 2 x connector strip

Resistance to EMD: Approx. 15 kV

Protection class: IP54

Ambient temperature: -25 °C to +70 °C

FAR: 1:10 000 000

FRR: 1:100

Notes

- Keyless In devices can be connected to the Gira HomeServer using the DCS-IP gateway. This enables intelligent links. In this way, e.g. temporary or one-time access authorisation can be easily granted. All data including access authorisations can be managed centrally and flexibly using the Gira HomeServer.
- Children's fingers can usually only be reliably recognised from 6 years of age.