




**SCHUKO socket outlet, 2-gang 16 A 250 V~pre-wired, including cover frame
Standard 55**



Specification	Order No.	Packing unit	PS	EAN
 cream white glossy	4793 01	5	01	4010337095286
 pure white glossy	4793 03	5	01	4010337095293
 pure white matt	4793 04	5	01	4010337095309

Features

- The support ring is earthed in connection with the mounting claws and claw screws.
- Quick mounting (approx. 3.5 turns per mounting claw).
- Expanding claws in the housing.
- Easier claw mounting thanks to robust PZ1 / slotted / PH screw head drive.
- Simplified installation thanks to patented arrangement of the large keyhole profiles using box screws.
- Low installation depth.
- Large, ergonomically shaped release levers.
- Sturdy earth bar with solid earthing fingers.
- Sturdy and corrosion-resistant steel support ring.
- Shatter-proof thermoplastic base.

Technical data

Installation depth:	29 mm
Conductors:	Rigid and flexible
Connection cross section - for conductors from:	1.5 mm ² to 2.5 mm ²

Notes

- Suitable for 2-gang panel box, e. g. Kaiser, Attema UD50 and PVD 50, HAF 250 and G250, as well as click duct boxes from Van Geel.

Scope of supply

- Including Standard 55 cover frame, 2-gang.
