




SCHUKO socket outlet 16 A 250 V~with hinged cover, lock and inscription space with different lock types



Specification	Order No.	Packing unit	PS	EAN
 pure white	4467 66	1	13	4010337094555
 anthracite	4467 67	1	13	4010337094562
 colour aluminium	4467 65	1	13	4010337094548

Features

- The support ring is earthed in connection with the mounting claws and claw screws.
- Quick mounting (approx. 3.5 turns per mounting claw).
- Expanding claws in the housing.
- Easier claw mounting thanks to robust PZ1 / slotted / PH screw head drive.
- Simplified installation thanks to patented arrangement of the large keyhole profiles using box screws.
- Low installation depth.
- Large, ergonomically shaped release levers.
- Sturdy earth bar with solid earthing fingers.
- Sturdy and corrosion-resistant steel support ring.
- Shatter-proof thermoplastic base.

Technical data

Installation depth:	29 mm
Conductors:	Rigid and flexible
Connection cross section - for conductors from:	1.5 mm ² to 2.5 mm ²

Scope of supply

- Two keys are included in the scope of supply.
- Blank inscription label enclosed.

Dimensions in mm

Height of the inscription label:	H 12
----------------------------------	------
