




**SCHUKO socket outlet 16 A 250 V~with cover unit for individual installation
Standard 55**



Specification	Order No.	Packing unit	PS	EAN
 cream white glossy	4440 01	10	21	4010337095040
 pure white glossy	4440 03	10/200	21	4010337095057
 pure white matt	4440 27	10/100	01	4010337095064

Features

- The support ring is earthed in connection with the mounting claws and claw screws.
- Quick mounting (approx. 3.5 turns per mounting claw).
- Expanding claws in the housing.
- Easier claw mounting thanks to robust PZ1 / slotted / PH screw head drive.
- Simplified installation thanks to patented arrangement of the large keyhole profiles using box screws.
- Low installation depth.
- Large, ergonomically shaped release levers.
- Sturdy earth bar with solid earthing fingers.
- Sturdy and corrosion-resistant steel support ring.
- Shatter-proof thermoplastic base.

Technical data

Installation depth:	32 mm
Conductors:	Rigid and flexible
Connection cross section - for conductors from:	1.5 mm ² to 2.5 mm ²

Notes

- With increased contact pressure of the grounding bar tested in compliance with T.N.O.
