








## Gira Keyless In Fingerprint reader System 55



Specification	Order No.	Packing unit	PS	EAN
 pure white glossy	2617 03	1	10	4010337035602
 pure white matt	2617 27	1	10	4010337035671
 anthracite	2617 28	1	10	4010337035589
 colour aluminium	2617 26	1	10	4010337035596
 black matt	2617 005	1	10	4010337037132
 grey matt	2617 015	1	10	4010337084990
 stainless steel (lacquered)	2617 600	1	10	4010337035688

### Features

- Fingerprint module as a professional, biometric access control system based on next-generation surface scanning technology.
- Scanning the deepest layer of skin using high frequency. High detection rate and security against tampering.

- An evaluation of the unique characteristic features of the living human finger.
- Detection of signs of life in the finger.
- Up to 99 fingers can be managed by the fingerprint reader.
- Reliable recognition of fingers with slightly damaged skin from gardening, for example (damage only to the top layer of skin).
- Data protection through the use of encryption.
- Fast response time from application of finger to approval: approx. 1 s for up to 30 stored fingers, approx. 3 s for up to 99 stored fingers.
- Night design of the fingerprint surface for orientation using white LED illumination.
- 360° fingerprint readability.
- 3-colour LED status display for visual signalling when programming and during operation.
- Master PIN number provided on included sealed safety card if Administrator finger is no longer available. The device can be reset at the factory with the accompanying safety card.
- Acknowledgement buzzer for acoustic signalling for user or installer.
- Warning tone in case of unauthorised removal of the fingerprint top unit, i.e. tamper detection. Tampering circuit with switching actuator in the Gira door communication system.
- The two integrated 2-way momentary contact relays can be assigned two different fingers, e.g. thumb: control of door opening; index finger: switch the outdoor lighting.

## Inputs and outputs

- Connector strip connection cable for Gira door communication system.

---

## Technical data

### Power supply

- from power supply for door communication: DC 24 V  $\pm$ 10%
- from door communication system: DC 26 V  $\pm$  2 V

### Relay

- Quantity: 2
- Contact: 1 zero-voltage 2-way momentary contact
- Load capacity: AC/DC 24 V / 1.6 A

### Connections

- Connection cable for door communication: 1 x connector strip
- Relay: 3 screw terminals each
- Additional power supply: 2 x screw terminal

Resistance to EMD: up to 15 kV

Installation depth: 33 mm

Ambient temperature: -20 °C to +70 °C

---

## Notes

- Keyless In devices can be connected to the Gira HomeServer using the DCS-IP gateway. This enables intelligent links. In this way, e.g. temporary or one-time access authorisation can be easily granted. All data including access authorisations can be managed centrally and flexibly using the Gira HomeServer.
- Children's fingers can usually only be reliably recognised from 6 years of age.
- Integration into Profile 55 possible.