





Gira Keyless In Keypad System 55



| Specification | Order No. | Packing unit | PS | EAN |
|---|-----------|--------------|----|---------------|
|  cream white glossy | 2605 01 | 1 | 10 | 4010337051343 |
|  pure white glossy | 2605 03 | 1 | 10 | 4010337051350 |
|  pure white matt | 2605 27 | 1 | 10 | 4010337051374 |
|  anthracite | 2605 28 | 1 | 10 | 4010337051381 |
|  colour aluminium | 2605 26 | 1 | 10 | 4010337051367 |
|  black matt | 2605 005 | 1 | 10 | 4010337037125 |
|  grey matt | 2605 015 | 1 | 10 | 4010337084662 |

Features

- Keypad as an access control system with a capacitive and therefore wear-free button field.
- No recognisable wear on frequently used number combinations.

- Stand-alone device or in combination with the Gira door communication system as a door call system for buildings with several residential units.
- Special button "C": Deleting an incorrect entry.
- Special button "Key": Direct door opening when the correct code has been entered.
- Special button "Bell": Specific selection of home stations in large facilities.
- Special button "F": Switching functions with switching actuators from the Gira door communication system.
- Homogeneous blue LED lighting of the numbers and special characters at night.
- Master PIN number provided on included sealed safety card if Administrator PIN number is lost.
- The keypad can manage up to 255 codes.
- Up to 32-digit codes are possible.
- Audible feedback when buttons are touched.
- 3-colour LED status display when programming and during operation.
- Warning tone in case of unauthorised removal of the keypad top unit for tamper detection. Tampering circuit with switching actuator in the Gira door communication system.
- The two integrated 2-way momentary contact relays can be assigned two different codes, e.g. code 1: open door, code 2: switching outside light.

Inputs and outputs

- Connector strip connection cable for Gira door communication system.

Technical data

Power supply

- Additional power supply: DC 24 V \pm 5%
- from door communication system: DC 26 V \pm 2 V

Relay

- Quantity: 2
- Contact: 1 zero-voltage 2-way momentary contact
- Load capacity: AC/DC 24 V / 1.6 A

Connections

- Connection cable for door communication: 1 x connector strip
- Relay: 3 screw terminals each
- Additional power supply: 2 x screw terminal

Resistance to EMD: up to 16 kV

Installation depth: 35 mm

Ambient temperature: -20 °C to +70 °C

Notes

- Keyless In devices can be connected to the Gira HomeServer using the DCS-IP gateway. This enables intelligent links. In this way, e.g. temporary or one-time access authorisation can be easily granted. All data including access authorisations can be managed centrally and flexibly using the Gira HomeServer.
- Integration into Profile 55 possible.