






## Sensotec with remote control



| Specification   | Order No. | Packing unit | PS | EAN           |
|---|-----------|--------------|----|---------------|
|  cream white glossy  | 2366 01   | 1            | 02 | 4010337014584 |
|  pure white glossy | 2366 03   | 1            | 02 | 4010337014386 |
|  pure white matt   | 2366 27   | 1            | 02 | 4010337014409 |
|  anthracite        | 2366 28   | 1            | 02 | 4010337014416 |
|  colour aluminium  | 2366 26   | 1            | 02 | 4010337014393 |
|  black matt        | 2366 005  | 1            | 02 | 4010337037705 |

Detection utilises the Doppler effect, similarly to traffic speed measurement. Motion can also be detected through non-shielding materials. Sanitary facilities, for example, could be covered with a single Sensotec in this way.

## Features

- Contactless switching prevents soiling. This prevents contamination with viruses and bacteria from users.
- Detection in the close-up and long range depends on the reflecting surface, speed, and type of the object (person, animal, object, etc.).

- Metal frames affect the range of detection.
- Extension of the detection range through auxiliary units.
- Auxiliary unit operation with rocker button.
- Requires an IR remote control to commission and set various functions.
- Individual brightness value and delay time is possible (teach function)-
- The sensitivity of the far-field detection is adjustable.
- Mounting in deep device box.
- Fulfils the specifications of the guidelines in VDI/VDE 6008 Sheet 3.
- The Sensotec is an active motion detector. It detects motion in the range of detection regardless of the temperature and switches on room lighting dimmed based on the ambient brightness.
- Motion in the close-up range switches on the room lighting undimmed.
- Switch-on brightness of the room lighting can be set for far-field detection.

---

## Technical data

|                               |                             |
|-------------------------------|-----------------------------|
| Power supply:                 | AC 230/240V~                |
| Mains frequency:              | 50/60 Hz                    |
| Ambient temperature:          | 0 °C to 50 °C               |
| Mounting height:              | 1.10 m                      |
| Range of detection forwards   |                             |
| - Close-up range:             | approx. 5 cm                |
| - Long range:                 | approx. 6 m                 |
| Range to each side            |                             |
| - Long range:                 | approx. 2 m                 |
| Brightness:                   | 10 to 1000 lx               |
| Delay time:                   | 1 s to 60 min               |
| Screw terminals connection    |                             |
| - Single-wire:                | 1.5 bis 2.5 mm <sup>2</sup> |
| - fine-wire with core jacket: | 1.5 bis 2.5 mm <sup>2</sup> |
| Connected load                |                             |
| - Light bulbs:                | 4 to 300 W                  |
| - HV halogen lamps:           | 4 to 300 W                  |
| - LED lights:                 | typically 4 to 60 W         |
| Battery                       |                             |
| - Type:                       | CR 2025, 3 V                |
| - UN no.:                     | 3091                        |
| Installation depth:           | 33 mm                       |

---

## Notes

- IR remove control is required during start-up and for configuring various functions.
-