






Sensotec with remote control



Specification	Order No.	Packing unit	PS	EAN
 cream white glossy	2366 01	1	02	4010337014584
 pure white glossy	2366 03	1	02	4010337014386
 pure white matt	2366 27	1	02	4010337014409
 anthracite	2366 28	1	02	4010337014416
 colour aluminium	2366 26	1	02	4010337014393
 black matt	2366 005	1	02	4010337037705

Detection utilises the Doppler effect, similarly to traffic speed measurement. Motion can also be detected through non-shielding materials. Sanitary facilities, for example, could be covered with a single Sensotec in this way.

Features

- Contactless switching prevents soiling. This prevents contamination with viruses and bacteria from users.
- Detection in the close-up and long range depends on the reflecting surface, speed, and type of the object (person, animal, object, etc.).

- Metal frames affect the range of detection.
- Extension of the detection range through auxiliary units.
- Auxiliary unit operation with rocker button.
- Requires an IR remote control to commission and set various functions.
- Individual brightness value and delay time is possible (teach function)-
- The sensitivity of the far-field detection is adjustable.
- Mounting in deep device box.
- Fulfils the specifications of the guidelines in VDI/VDE 6008 Sheet 3.
- The Sensotec is an active motion detector. It detects motion in the range of detection regardless of the temperature and switches on room lighting dimmed based on the ambient brightness.
- Motion in the close-up range switches on the room lighting undimmed.
- Switch-on brightness of the room lighting can be set for far-field detection.

Technical data

Power supply:	AC 230/240V~
Mains frequency:	50/60 Hz
Ambient temperature:	0 °C to 50 °C
Mounting height:	1.10 m
Range of detection forwards	
- Close-up range:	approx. 5 cm
- Long range:	approx. 6 m
Range to each side	
- Long range:	approx. 2 m
Brightness:	10 to 1000 lx
Delay time:	1 s to 60 min
Screw terminals connection	
- Single-wire:	1.5 bis 2.5 mm ²
- fine-wire with core jacket:	1.5 bis 2.5 mm ²
Connected load	
- Light bulbs:	4 to 300 W
- HV halogen lamps:	4 to 300 W
- LED lights:	typically 4 to 60 W
Battery	
- Type:	CR 2025, 3 V
- UN no.:	3091
Installation depth:	33 mm

Notes

- IR remove control is required during start-up and for configuring various functions.
-