










RDS flush-mounted radio with a loudspeaker
Operating top unit in black glass finish, System 55



Specification	Order No.	Packing unit	PS	EAN
 cream white glossy	2280 01	1	03	4010337067986
 pure white glossy	2280 03	1	03	4010337068013
 pure white matt	2280 27	1	03	4010337076056
 anthracite	2280 28	1	03	4010337068044
 colour aluminium	2280 26	1	03	4010337068020
 black glass appearance	2280 05	1	03	4010337889175
 black matt	2280 005	1	03	4010337038054
 grey matt	2280 015	1	03	4010337083924
 stainless steel	2280 600	1	03	4010337021070

Features

- FM radio with RDS display for flush-mounted installation.
- The RDS flush-mounted radio consists of a radio insert with operating top unit and speaker insert with cover.
- The radio insert is compactly mounted in a flush-mounted insert and can therefore be installed in a single device box.
- The speaker can be installed in combination with the radio insert or separately in a device box. Two speakers can be connected to the radio insert.
- The radio automatically detects connected loudspeakers and switches between stereo and mono mode.
- With a corresponding RDS signal, the display of the operating top unit shows the station name, the transmission frequency and the time.
- Operation of the radio is using the capacitive buttons of the operating top unit. Operation only requires a light touching of the symbols.
- The RDS flush-mounted radio has two station presets, to each of which a station setting can be saved and called up at the press of a button.
- The auxiliary input can be used to switch on the radio with a light switch, for example, or an automatic control switch together with the room lighting.
- The stereo AUX input on the radio can be used to feed signals from external audio sources, e.g. MP3 players, into the radio. To connect the external audio source, an additional cinch audio insert is required, which is connected to the AUX terminals of the radio insert.
- The docking station insert is connected directly to the stereo AUX input for music playback.
- In sleep mode the radio switches off automatically 30 minutes after switching on.

Technical data

Frequency range:	87.50 to 107.90 MHz
Rated voltage:	AC 230 V
Connection:	Screw terminals
Installation depth:	32 mm
Connection cross section	
- Mains connection:	2.5 mm ²
- Speaker/AUX connection:	1.5 mm ²
Ambient temperature:	-5 °C to +50 °C

Notes

- Reception interference can result in combination with additional electronic devices under one cover plate.
-