










## CO<sub>2</sub> sensor with humidity and room temperature controller for KNX



Specification	Order No.	Packing unit	PS	EAN
 cream white glossy	2104 01	1	06	4010337084464
 pure white glossy	2104 03	1	06	4010337084471
 pure white matt	2104 27	1	06	4010337084495
 anthracite	2104 28	1	06	4010337084501
 colour aluminium	2104 26	1	06	4010337084488
 black matt	2104 005	1	06	4010337037231
 grey matt	2104 015	1	06	4010337083047
 stainless steel	2104 600	1	06	4010337021506

CO<sub>2</sub>-sensor with an integrated KNX bus coupler and two binary inputs for measuring the concentration of carbon dioxide, relative humidity, and room temperature.

## Features

- Limit value monitoring for CO<sub>2</sub> concentration and humidity.
- Dewpoint alert for cooling ceilings and conservatories, for example, to prevent potential mould growth.
- Two binary inputs for connecting zero-voltage contacts.
- Logic gates for simple linking functions.

## Sensor

- Up to four different limits can be set for the CO<sub>2</sub>-sensor.
- Adaptation to current sea level above NN.
- Max. two limit values can be set for the humidity sensor.

## Controller

- 5 operating modes: Comfort, standby, night, frost or heat protection, and controller lock-out (e. g. dew-point mode).
- Heating/cooling functions: Heating, cooling, heating and cooling, basic and additional heating, basic and additional cooling.
- Preset control parameters for common radiators/cooling units.
- Controller can be deactivated (dewpoint operation) or controller or operation of the controller can be blocked.
- Valve protection function (valve is opened cyclically every 24 hours).
- Control types: continuous PI control, switching PI control (PWM), and switching 2-point control (on/off).

## Inputs

- Free assignment of the functions switching, dimming, blind and valve transmitter to the inputs.
- Blocker for blocking individual inputs.
- Behaviour can be configured following bus voltage recovery.
- Telegram rate limiting.
- Switching function: two independent switching objects are available for each existing input and can be enabled individually, command for leading and trailing edge can be set independently (ON, OFF, CHANGE, no reaction).
- Dimming function: Single-surface and double-surface operation, time between dimming and switching and dimming increment can be set, telegram repetition, and stop telegram transmission possible.
- Blind function: command can be set with rising edge (no function, UP, DOWN, SW), operating concept can be parameterised, time between short and long-term operation adjustable, slat adjustment time adjustable.
- Encoder and light scene auxiliary unit function: edge (push button as NO contact, push button as NC contact, switch) and value with edge can be configured, value adjustment by pressing and holding a button for value transmitters possible, light scene auxiliary unit with/without memory function.

---

## Technical data

KNX medium:	TP1-64
Measurement range	
- CO <sub>2</sub> concentration:	0 to 2,000 ppm
- Humidity:	10 to 95% rel. humidity
Cable length, inputs:	Max. 5 m
Protection class:	III
Connection cross section	
- maximum:	2.5 mm <sup>2</sup>
Installation depth:	23 mm
Ambient temperature:	0 °C to +45 °C

---

## Notes

- The CO<sub>2</sub>-sensor does not have any operating or display elements.
  - The use of a switch terminal box for connection of the external inputs is recommended.
  - A separate bus coupler is not required to operate the CO<sub>2</sub>-sensor.
-