









Socket outlet with earth pin 16 A 250 V~, LED orientation light and shutter



Specification	Order No.	Packing unit	PS	EAN
 cream white glossy	1172 01	1/5	02	4010337172017
 pure white glossy	1172 03	1/5	02	4010337017202
 pure white matt	1172 27	1/5	02	4010337172277
 anthracite	1172 28	1/5	02	4010337172284
 colour aluminium	1172 26	1/5	02	4010337172260
 black matt	1172 005	1/5	02	4010337037859
 grey matt	1172 015	1/5	02	4010337082910
 stainless steel (lacquered)	1172 600	1/5	02	4010337032847

Features

- Socket outlet with earth pin and recessed light strip.
 - The white LEDs project a light corridor downwards. This produces indirect orientation light that also avoids bothersome glare in bedrooms.
 - The integrated twilight sensor waits until twilight to automatically switch on the LED light and switches it off again when sufficient daylight is detected.
 - The LED light is completely integrated in the cover plate, eliminating the need for separate connection.
-

Technical data

Power consumption

- Operation: 0.25 W/0.35 VA/1.5 mA
- Standby: 0.175 W/0.25 VA/1.0 mA

Light intensity: 0.2 cd

Installation depth: 29 mm

Ambient temperature: -15 °C to +40 °C

Connections

- for conductors from: 1.5 mm² to 2.5 mm²
-

Notes

- Approved in compliance with NF C 61-314 (2003).
 - Increased contact protection (Safety Plus) pursuant to IEC 60884-1.
-