










## Wippe mit Kontrollfenster



| Spezifikation   | Bestell-Nr. | VE     | EUR/Stück o. MWSt. | PS | EAN           |
|---|-------------|--------|--------------------|----|---------------|
|  Cremeweiß glänzend    | 3290 01     | 1      | 5,64               | 01 | 4010337041610 |
|  Reinweiß glänzend   | 3290 03     | 10/100 | 5,64               | 01 | 4010337041627 |
|  Reinweiß seidenmatt | 3290 27     | 10     | 5,64               | 01 | 4010337041641 |
|  Anthrazit           | 3290 28     | 10     | 6,14               | 11 | 4010337041658 |
|  Farbe Alu           | 3290 26     | 1      | 9,29               | 11 | 4010337041634 |
|  Schwarz matt        | 3290 005    | 10     | 9,29               | 11 | 4010337067047 |
|  Grau matt           | 3290 015    | 10     | 9,29               | 11 | 4010337110491 |
|  Edelstahl           | 3290 600    | 1/5    | 16,37              | 11 | 4010337045403 |