










Socket outlet with earth pin 16 A 250 V~and shutter System 55



Specification	Order No.	Packing unit	PS	EAN
 cream white glossy	4485 01	1/5	01	4010337095668
 pure white glossy	4485 03	10/100	01	4010337095682
 pure white matt	4485 27	10	01	4010337095712
 anthracite	4485 28	10	11	4010337095729
 colour aluminium	4485 26	10	11	4010337095705
 black matt	4485 005	10	11	4010337095651
 grey matt	4485 015	1/5	11	4010337095675
 stainless steel	4485 600	1/5	11	4010337095736
 bronze / black	4485 603	1/5	11	4010337095743



bronze / cream white

4485 613

1/5

11

4010337095767

Features

- With plug terminals.
- The support ring is earthed in connection with the mounting claws and claw screws.
- Quick mounting (approx. 3.5 turns per mounting claw).
- Expanding claws in the housing.
- Easier claw mounting thanks to robust PZ1 / slotted / PH screw head drive.
- Simplified installation thanks to patented arrangement of the large keyhole profiles using box screws.
- Low installation depth.
- Large, ergonomically shaped release levers.
- Sturdy earth bar with solid earthing fingers.
- Sturdy and corrosion-resistant steel support ring.
- Shatter-proof thermoplastic base.

Technical data

Installation depth: 29 mm

Replaces fully compatible 0485 ...:

Connection cross section

- for conductors from: 1.5 mm² to 2.5 mm²

Ambient temperature

- shutter: 0°C to +45°C

Notes

- Increased contact protection (Safety Plus) in accordance with IEC 60884-1.
-