









Surface-mounted video home station Plus



Specification	Order No.	Packing unit	PS	EAN
 cream white glossy	1239 01	1	10	4010337016229
 pure white glossy	1239 03	1	10	4010337016236
 pure white matt	1239 27	1	10	4010337016243
 anthracite	1239 28	1	10	4010337016250
 colour aluminium	1239 26	1	10	4010337016267
 black matt	1239 005	1	10	4010337038658
 grey matt	1239 015	1	10	4010337082927
 stainless steel (lacquered)	1239 600	1	10	4010337035992

Features

- When using an additional power supply for door communication, up to 28 surface-mounted home stations video can be used in parallel.
- The surface-mounted home station video automatically detects whether a power supply is connected for door communication. A jumper between the additional power supply and bus is not required.
- Colour display with LED backlighting.
- OSD function, i.e. text appears in display for status display and menu guidance.
- Capacitive operating buttons with integrated LEDs for status display: the buttons are operated with a light touch.
- Connectable automatic door opener: when this function is activated, the door opener is automatically triggered after the door-station call button is pressed.
- Automatic call acceptance: direct speaking or listening into a room following an internal call.
- Toll-free in-house intercom communication with up to ten other home stations.

The operating buttons of the surface-mounted home station video control the following functions:

- Manual switching on/off of TFT colour display.
- Camera changeover – specific selection of connected colour cameras. Text in the display indicates which camera is currently being controlled.
- Switching light and other functions in conjunction with the switching actuator or the flush-mounted switching actuator.
- Controlling the door opener.
- Switching the ringing tone on and off.
- Accepting calls.
- Activation of the enforcement function.
- Adjustment of ring tone and voice volume.

Functions in the customer menu

- Internal call, switching action, ringtone melody, brightness, colour intensity, contrast, switch-on time of the display, language (21 languages can be selected), button tones, automatic door opener (when enabled by the installer), automatic call acceptance (when enabled by the installer).

Additional functions in the installer menu:

- Setting the main/secondary display, frequency setting, termination of the cable, version indication, factory setting, switching display on or off, switching LED lighting on or off, call button assignment, internal call assignment, enabling of automatic door opener and automatic call acceptance.
- Card slot for SD memory card.
- SD memory card.

New additional functions in the customer menu:

- Internal image memory (when enabled by the installer) for up to 48 images. Manual transfer from internal to external image memory (SD memory card). Manual deletion of image memory. Manual triggering of snapshot. Rename switching actions and internal calls. Change date/time.

New additional functions in the installer menu:

- Release of the internal image memory. Set the image interval and recording speed. Set date/time.

Properties of the SD memory card:

- Directory for ten ringing tones, five of which can be configured freely in WAVE format. Folder for external image memory (max. 200 images).

Technical data

Power supply: DC 26 V \pm 2 V (by 2-wire bus)

Connections

- 2-wire bus: 2 x screw terminal
- Floor-call button: 2 x screw terminal
- Additional power supply: 2 x screw terminal

Display size:	5.59 cm (2.2")
SD memory card	
- Format:	FAT32
- Image memory:	max. 200 images
- Ring tone melodies:	10, 5 of which can be selected freely (WAVE format)

Notes

- Installation without cover frame or with 2-gang cover frame without crossbar from the System 55 and Gira F100 design lines.
-

Scope of supply

- An SD memory card is included in the scope of supply.
-

Dimensions in mm

System 55:	55	127	20
Gira F100:	70	142	20
