





Gira E2 flush-mounted installation box



Specification	Order No.	Packing unit	PS	EAN
 1-gang	2891 00	1	01	4010337049784
 2-gang	2892 00	1	01	4010337049791
 3-gang	2893 00	1	01	4010337049807
 4-gang	2894 00	1	01	4010337049814

Features

- Installation in masonry by mounting the Gira E2 flush-mounted installation box, e.g. fixing it in place with plaster. Mounting of the device box in the flush-mounted installation box as with a standard cavity wall box.

Dimensions in mm

1-gang:	B 92,5	H 91,5	T 64
2-gang:	B 92,5	H 162,5	T 64
3-gang:	B 92,5	H 233,5	T 64
4-gang:	B 92,5	H 304,5	T 64