




Gira Keyless In Fingerprint reader TX_44



| Specification | Order No. | Packing unit | PS | EAN |
|--|-----------|--------------|----|---------------|
|  pure white | 2617 66 | 1 | 10 | 4010337035633 |
|  anthracite | 2617 67 | 1 | 10 | 4010337035640 |
|  colour aluminium | 2617 65 | 1 | 10 | 4010337035664 |

Features

- Fingerprint module as a professional, biometric access control system based on next-generation surface scanning technology.
- Scanning the deepest layer of skin using high frequency. High detection rate and security against tampering.
- An evaluation of the unique characteristic features of the living human finger.
- Detection of signs of life in the finger.
- Up to 99 fingers can be managed by the fingerprint reader.
- Reliable recognition of fingers with slightly damaged skin from gardening, for example (damage only to the top layer of skin).
- Data protection through the use of encryption.
- Fast response time from application of finger to approval: approx. 1 s for up to 30 stored fingers, approx. 3 s for up to 99 stored fingers.
- Night design of the fingerprint surface for orientation using white LED illumination.
- 360° fingerprint readability.
- 3-colour LED status display for visual signalling when programming and during operation.
- Master PIN number provided on included sealed safety card if Administrator finger is no longer available. The device can be reset at the factory with the accompanying safety card.
- Acknowledgement buzzer for acoustic signalling for user or installer.
- Warning tone in case of unauthorised removal of the fingerprint top unit, i.e. tamper detection. Tampering circuit with switching actuator in the Gira door communication system.
- The two integrated 2-way momentary contact relays can be assigned two different fingers, e.g. thumb: control of door opening; index finger: switch the outdoor lighting.

Inputs and outputs

- Connector strip connection cable for Gira door communication system.

Technical data

Power supply

- from power supply for door communication: DC 24 V \pm 10%
- from door communication system: DC 26 V \pm 2 V

Relay

- Quantity: 2
- Contact: 1 zero-voltage 2-way momentary contact
- Load capacity: AC/DC 24 V / 1.6 A

Connections

- Connection cable for door communication: 1 x connector strip
- Relay: 3 screw terminals each
- Additional power supply: 2 x screw terminal

Resistance to EMD: up to 15 kV

Installation depth: 33 mm

Ambient temperature: -20 °C to +70 °C

Notes

- Keyless In devices can be connected to the Gira HomeServer using the DCS-IP gateway. This enables intelligent links. In this way, e.g. temporary or one-time access authorisation can be easily granted. All data including access authorisations can be managed centrally and flexibly using the Gira HomeServer.
 - Children's fingers can usually only be reliably recognised from 6 years of age.
 - Integration into Profile 55 possible.
-